

## DCX1000 and DCX3000 Digital KVM Switching System



DCX1000



DCX3000



DCX3000-DVR

### OVERVIEW

Share up to 23 computers with multiple users via standard CATx cabling.

The DCX3000 system contains three components:

1. the central switching unit (10- or 30-Port Digital KVM Matrix Switch, DCX1000 or DCX3000),
2. the receiver unit (DCX3000-DVR), and
3. server access modules (DVI: DCX3000-DVT, DisplayPort: DCX3000-DPT, VGA: DCX-VGA).

The interface-powered Server Access Modules (SAMs) extend DVI, DisplayPort or VGA signals and USB over standard CATx cabling from individual servers to the central switching unit and the receivers connect end-user stations to the central switching unit.

- ◆ A DCX SAM module links to each computer. Three types of SAM modules are available: DVI-D and USB, DisplayPort and USB, or VGA and USB..
- ◆ The peripherals (keyboard, display, etc.) connect to DCX3000 remote modules.

### FEATURES

- ◆ Designed for small- to medium-sized applications with uncompressed video signals.
- ◆ Fast, reliable switching of digital KVM, HD video, audio and USB.
- ◆ Small form factor, interface-powered Server Access Modules (SAMs) extend DVI, DisplayPort or VGA signals and USB over standard CATx cabling.

### ORDERING INFORMATION

Item	Code
DCX1000 Digital KVM Matrix Switch, 10-Port	<b>DCX1000</b>
DCX3000 Digital KVM Matrix Switch, 30-Port	<b>DCX3000</b>
DCX3000 Digital KVM Remote Station	<b>DCX3000-DVR</b>
DCX3000 Server Access Module	
DVI + USB	<b>DCX3000-DVT</b>
DisplayPort + USB	<b>DCX3000-DPT</b>
VGA + USB	<b>DCX-VGA</b>

# DCX1000 and DCX3000 Digital KVM Switching System

## DCX1000 Digital KVM Matrix Switch - 10-Port (DCX1000) Specifications



DCX1000,  
front angled view



DCX1000,  
rear view

### SPECIFICATIONS FOR DCX1000

Approvals	TUV, FCC Class A, CE, RoHS2
Hardware Compatibility	All computers with DVI-D/DisplayPort/VGA digital video and USB interfaces
Software Compatibility	Operates with all known software and operating systems, including Windows®, Linux®, Unix®, BSD, all Sun® OS, all Mac® OS, NetWare®, etc.
Connectors	Front: (1) 10/100/1000 RJ-45 network port; Rear: (10) RJ-45 computer ports, (1) DB9 male, (2) 3-position locking power connectors, (1) IEC connector on the supplied country-specific power cord
Distance (Maximum)	Between SAM and switch: 32 ft. (10 m); Between switch and remote unit: 164 ft. (50 m)
Maximum Number of Connected Ports	(10) ports in any combination of users and computers
Resolution	1920 x 1200 at 60 Hz
Temperature	32 to 104° F (0 to 40° C)
Power	External, in-line power supply
Dimensions	1.25"H x 17"W x 6.25"D (3 x 43 x 16 cm)
Weight	3.5 lb. (1.6 kg)

## DCX3000 Digital KVM Matrix Switch - 30-Port (DCX3000) Specifications



DCX3000,  
front angled view



DCX3000,  
rear view

### SPECIFICATIONS FOR DCX3000

<b>Approvals</b>	FCC Class A, CE, RoHS2
<b>Hardware Compatibility</b>	All computers with DVI-D/DisplayPort/VGA digital video and USB interfaces
<b>Software Compatibility</b>	Operates with all known software and operating systems, including Windows®, Linux®, Unix®, BSD, all Sun® OS, all Mac® OS, NetWare®, etc.
<b>Connectors</b>	<p>Front: (3) RJ-45 computer ports, (7) RJ-45 user ports, (1) 10/100/1000 RJ-45 network port;                      Rear: (20) RJ-45 computer ports, (1) DB9 male, (2) 3-position locking power connectors;                      User console ports: Front panel: (10) RJ-45;                      Computer ports: Back panel: (20) RJ-45;</p> <p>NOTE: Ports 21 to 23 on the front panel and any of the 20 back-panel computer ports can be reallocated as user console ports. This enables you to share up to 23 computers with multiple users via standard structured cabling.</p> <p>Power:                      (2) 12-V, 2-A 3-position locking power connectors on switch;                      (1) IEC connector on the supplied country-specific power cord</p>
<b>Distance (Maximum)</b>	Between SAM and switch: 32 ft. (10 m); Between switch and remote unit: 164 ft. (50 m)
<b>Maximum Number of Connected Ports</b>	(30) ports supporting a maximum of 23 computer connections or up to 29 user connections
<b>Resolution</b>	1920 x 1200 at 60 Hz
<b>Temperature</b>	32 to 104° F (0 to 40° C)
<b>Power</b>	External, in-line power supply
<b>Dimensions</b>	1.25"H x 17"W x 6.25"D (3 x 43 x 16 cm)
<b>Weight</b>	3.5 lb. (1.6 kg)

# DCX1000 and DCX3000 Digital KVM Switching System

## DCX3000 Digital KVM Remote User Station (DCX3000-DVR) Specifications



DCX3000-DVR,  
front angled view



DCX3000-DVR,  
rear view

### SPECIFICATIONS FOR DCX3000-DVR

Approvals	FCC Class A, CE, RoHS2
Connectors	Front: (2) USB Type A F, (2) 3.5-mm speaker/microphone; Rear: (1) DVI-D output, (2) USB Type A F; Other: Rear: (1) 6-position RJ-12 options port, (1) RJ-45 link, (1) Hirose 3-position locking power connector
Resolution	1920 x 1200 at 60 Hz
Temperature	32 to 104° F (0 to 40° C)
Power	External in-line power supply
Dimensions	1.25"H x 6.7"W x 4.4"D (3 x 17 x 11.2 cm)
Weight	1.15 lb. (0.5 kg)

## DCX3000 Server Access Module - DVI + USB (DCX3000-DVT) Specifications



DCX3000-DVT

### SPECIFICATIONS FOR DCX3000-DVT

Approvals	FCC Class A, CE, RoHS2
Connectors	(1) DVI-D M, (1) USB Type A M, (1) RJ-45 link, NOTE: SAM has 10" long pigtails for DVI and USB .
Distance (Maximum)	SAM to receiver: 164 ft. (50 m); SAM to switch: 32 ft. (10 m)
Resolution	1920 x 1200 at 60 Hz
Power	Via USB interface
Dimensions	1.5"H x 3.1"W x 2.5"D (4 x 8 x 6.3 cm)
Weight	0.25 lb. (0.11 kg)

## DCX3000 Server Access Module - DisplayPort + USB (DCX3000-DPT) Specifications



DCX3000-DPT

### SPECIFICATIONS FOR DCX3000-DPT

Approvals	FCC Class A, CE, RoHS2
Connectors	(1) DisplayPort M, (1) USB Type A M, (1) RJ-45 link, NOTE: SAM has 10" long pigtails for DisplayPort and USB.
Distance (Maximum)	SAM to receiver: 164 ft. (50 m); SAM to switch: 32 ft. (10 m)
Resolution	1920 x 1200 at 60 Hz
Power	Via USB interface
Dimensions	1.5"H x 3.1"W x 2.5"D (4 x 8 x 6.3 cm)
Weight	0.25 lb. (0.11 kg)

# DCX1000 and DCX3000 Digital KVM Switching System

---

## DCX Server Access Module - VGA + USB (DCX-VGA) Specifications

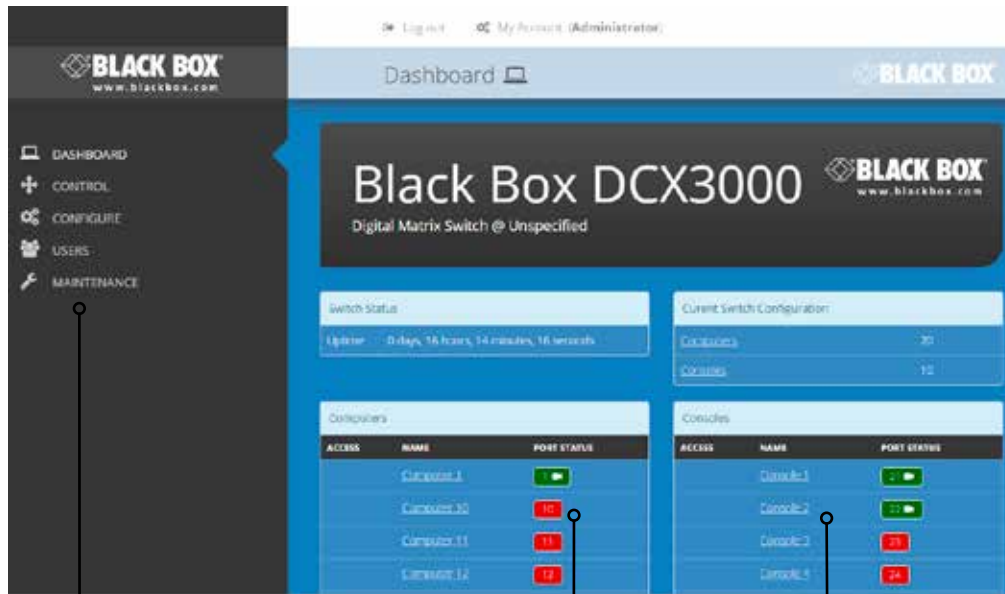


DCX-VGA

### SPECIFICATIONS FOR DCX-VGA

Approvals	FCC Class A, CE, RoHS2
Connectors	(1) HD15 M, (1) USB Type A M, (1) RJ-45 link
Distance (Maximum)	SAM to receiver: 164 ft. (50 m); SAM to switch: 32 ft. (10 m)
Operating System Support	PC, Windows, and Linux
Resolution	1920 x 1200 at 60 Hz
Power	Via USB interface
Dimensions	1.5"H x 3.1"W x 2.5"D (4 x 8 x 6.3 cm)
Weight	0.25 lb. (0.11 kg)

## DCX3000 Graphical User Interface (GUI)

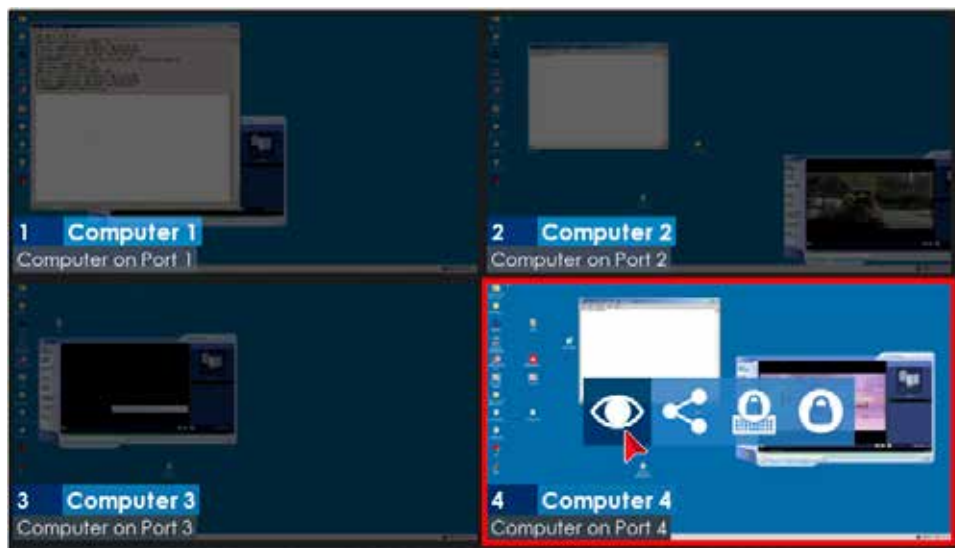


Click the required menu item to reveal the available page choices.

Colors are used to provide quick visual feedback. Here ports shown in green are operational while those in red are disconnected. Ports shown in white indicate that their modules require a firmware update.

Information and options are displayed within the main section of the page. Some items will provide further popup information when you hover your mouse pointer over them.

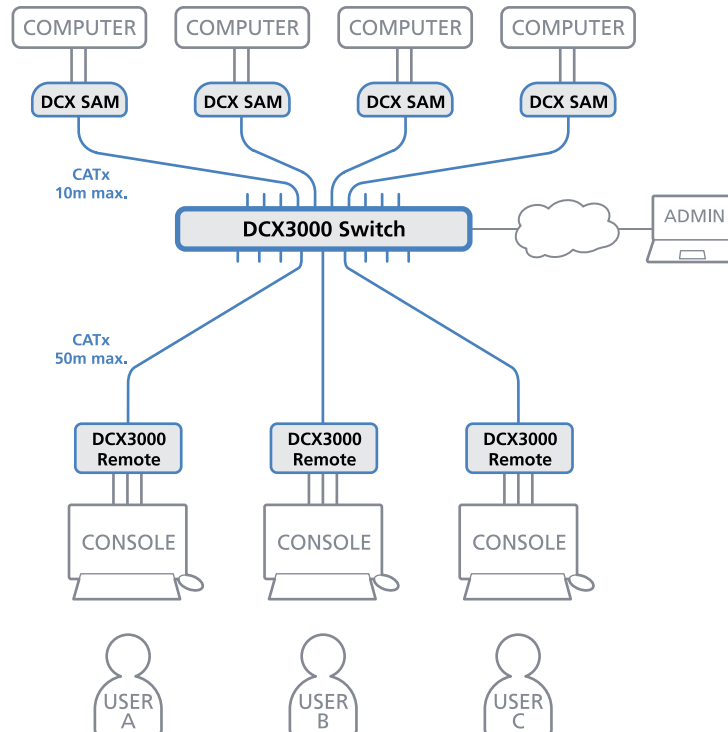
## Matrix View



# DCX1000 and DCX3000 Digital KVM Switching System

---

A typical application of the DCX3000 Digital KVM Switching System is shown below.



## DISCLAIMER

Black Box Corporation shall not be liable for damages of any kind, including, but not limited to, punitive, consequential or cost of cover damages, resulting from any errors in the product information or specifications set forth in this document and Black Box Corporation may revise this document at any time without notice.

## ABOUT BLACK BOX

Black Box is a world leading technology solutions provider specializing in complete high-performance KVM, professional A/V signal distribution and extension and switching solutions for mission-critical applications. Black Box is dedicated to delivering superior project engineering, technical support, and 24/7 customer service you can rely on for your most critical operations. Every day, our customers trust us to design, integrate, and maintain reliable control room solutions for broadcasting, post-production, stadiums & arenas, medical, air traffic control, oil & gas, government & military, and utility industries. Leave the tech to us and our comprehensive technology solutions will deliver secure connections, fast-response times, real-time collaboration and more.

© Copyright 2017. Black Box Corporation. All rights reserved. Black Box and the Black Box logo type and mark are registered trademarks of Black Box Corporation. Any third-party trademarks appearing in this publication are acknowledged to be the property of their respective owners.